












SEESAW activities are online each day! Check it out at www.seesawme.co.nz Your teacher has sent you a special code!

** Class zoom meetings - set up by your classroom teacher and code will be sent to you or posted to seesaw **

Monday:	Tuesday	Wednesday	Thursday	Friday
	 <p>Read: Aya and the Butterfly</p>	<p>https://tereoclub.co.nz/games/</p> 	<p>Taku whānau (My family) / Reomations / Unit 1 Ko au / Unit plans / Homepage - He reo tupu. he reo ora</p>  <p>Read how to make Rakau and write a report on the steps taken to do this. Have a go at home and learn the waiata to go with it!</p> <p>E Papa Waiari</p>	<p>Rākau Activity in English / Te Reo Maori - Twinkl</p>
<p>https://www.digitaldialects.com/Maori.htm</p> <p>Learn colors, numbers, animals, fruit and veges in Te Reo maori!</p>	<p>Mahunga, pakihiwi, p...</p> <p>Maori Waiata to learn!</p> <p>Waiata Tamariki - E...</p> <p>A ha ka ma na slow a...</p>	<p>Kids TV learning online</p>  	<p>Dr Murray Gadd PhD, rea...</p> 	<p>Busting (by Aaron Bl...</p> <p>Listen to the story by Murray Gadd and write your own story about a time you were busting!</p>

	 <p>https://hereoora.tki.org.nz/Unit-plans/Unit-1-Ko-au/Reomations/He-aha-tana-mahi-What-s-his-her-job</p>	<p>Write about or record your learning from the Home learning channel. Go to TVNZ on demand!</p>	<p>Have a go writing your own diary of a worm! Upload to seesaw, your eportfolio or bring it into school when we return soon :)</p>	
Complete daily:				
<p>Practice your 3,4,5 and 10x tables everyday!</p> 	<p>Maths: Go to www.selfcorrectingquiz.com</p>	<p>Maths: Go on to www.hitthebutton.com to work on your number knowledge</p>	<p>Studyladder: Choose 3 spelling, maths or science activities to complete.</p>	<p>EPIC: Choose a book to read or listen to on EPIC. Read for at least 20minutes per day.</p>